

Guidebook: How To Separate And Dispose Of Waste And Recyclable Resources

Basic rules

Household edition

Separation

Please separate your waste properly into “Used papers/clothes”, “Plastic containers/wrapping”, “Recyclable resources (empty glass bottles, cans and plastic PET bottles)”, “Dangerous/Harmful waste”, “Burnable waste” and “Non-burnable waste”.

Try to reduce “Burnable waste” and “Non-burnable waste” by separating your waste properly.

Using the designated collection bags

There are three types of designated collection bags (large, medium, small). Please use the appropriate bag depending on the quantity/weight of waste.

If garbage amount is light, a small, clear bag (under 20L) may be used instead of a city-designated garbage bag.

Collection Calendar

Each neighborhood has a different calendar for collection of waste and recyclables. Please check the “Household waste and recyclables collection calendar” related to your neighborhood to know when you have to take your waste to the collection site.

※Garbage Collection Calendars may be obtained through the Maebashi City Hall, affiliated branches, or Citizen Service Centers. Collection schedules may also be checked through the Maebashi City Homepage and the smartphone app “さんあーる” (san-a-ru). (See page 16)

Disposal time

Please take out your waste by 8:00 a.m. on the designated collection day.

On recyclables collection days each category (empty glass bottles, dangerous/harmful waste, empty cans and empty plastic PET bottles) must be collected into separate bags.

Collectors may collect different types of recyclables at different times, so please do not leave your waste in the containers that have been emptied even if you see that other types of recyclables have not been taken away yet.

Designated collection sites

Please properly dispose of your waste at the designated collection sites in your neighborhood. You cannot dispose them at different sites in or outside your neighborhood.

Waste quantity and weight limit

You can dispose of up to 20kg in each large collection bag at once. If you have more than 20 kg waste or bulky waste due to moving out, please take it to the closest city waste incineration plant (see P. 8). Collection sites located in your neighborhood can only accept waste fitting the largest designated collection bags available.

In addition, the size of your waste is limited with the large designated collection bags.


Please dispose of oversized waste as “Bulky waste” (see P.8).

NOTE!

Only household waste can be disposed at the designated collection sites. Industrial waste from offices, shops, restaurants/bars, agricultural, etc. cannot be disposed. Please properly dispose of industrial waste in accordance with the local regulations.

○Please check our website for the latest news and information.

Each designated collection site is managed by each neighborhood community. Please cooperate with each other to keep the designated collection sites clean.



Waste Policy Division, Maebashi City Hall
TEL: 027-898-6272 (direct line) FAX: 027-223-8524
URL: <http://www.city.maebashi.gunma.jp>

令和5年3月修正

Used
Papers/
Clothes
P. 2

Plastic
Containers/
Wrapping
P. 3

Recyclable
Resources &
Dangerous/
Harmful Waste
P. 4-5

Burnable
Waste
P. 6

Non-
Burnable
Waste
P. 7

Prohibited
Items At
Collection
Sites
P. 8

Items
The City
Cannot
Manage
P. 9

Home PC
P. 10

Valuable
Collection
P. 10

Resource
Collection
P. 10
List Of
Collection
Sites
P. 11

Separation
Method
List
P. 12-14

Ad
P. 15

Hello
Collection
Service
P. 16

Garbage
Distribution
App
P. 16


About
The City
Waste
Incineration
Plant
P. 16

1 How to dispose of used papers/clothes (acceptable items at the collection sites)

Used paper

You can dispose of them on rainy days

Please sort out each type of paper and bundle it with strings.
(Boxes must be broken down)



Newspapers

including flyers



Cardboard boxes

types made of internal waved sheets only



Magazines

comic books, paperbacks, textbooks and other books



Beverage cartons

wash and dry



Other

brochures, shredded papers, paper boxes, envelopes, paper wrappings, notes, toilet paper cores, etc.
* Bundle up and put them into paper bags or transparent/semi-transparent plastic bags.

※ Don't use non-woven bags.

Please dispose of other papers with strong odors or specific processed papers as "Burnable waste."

Example

Paper with residual odors (incense or soap boxes, etc.)
Waterproof papers (paper cups/dishes), carbon papers (delivery notes, receipts, etc.)
Thermal papers (receipts, fax papers, etc.), photos, photo albums, crimped postcards

Used clothes and fabrics

Do not put out in rainy weather

Please wash them first and then put them into transparent/semi-transparent plastic bags before disposal. It is unnecessary to take off buttons/fasteners.
Please dispose of wet, dirty or smelly clothes as "Burnable waste."

Acceptable items

<Clothes>

Used clothes, except dirty and smelly clothes.



<Accessories> Pairs of shoes or sneakers, belts, hats, scarves, neckties, bags.
Please put shoes into separate bags to avoid making the other items dirty.



<Fabrics>

Towels, handkerchiefs, soft toys, curtains (including lace curtains), sheets, blankets, original fabrics



Prohibited items

<Clothes>

Japanese traditional winter coats and similar items.

<Accessories>

Boots, slippers, sandals, rain boots, school shoes, suitcases, backpacks, schoolchild's satchels

<Fabrics>

Mattresses and futon (including futon for kotatsu tables) other items used by pets, Fabrics (cloth)

Is this also recyclable?

Used clothes and fabrics are separated into items to be exported as used clothes and items to be recycled as industrial fabrics and material for car interiors production.

If you cannot determine the waste category, please dispose your item as a "Used cloth" instead of "Burnable waste", because the criterions to decide if it's recyclable or not are completely different from the ones applied by give-away or recycling shops!!

Used papers/clothes are disposable as "Bulky waste" or in the City recycle box. P.10-11
Separate fabric material from paper material.

2 How to dispose of plastic containers/wrapping waste (acceptable items at the collection sites)

Pastic containers / wraps



This mark means the package is made of plastics.

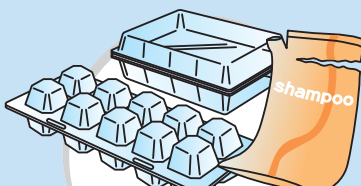
What items should be included?

They are plastic or vinyl containers or packages used to wrap products. taking products out from them.



Cups/Trays

for yogurt, jellies, fresh food, ready-made side dishes, etc.




Packs

for eggs, packed meals and refills



Bottles

for shampoo, washing detergents, Cosmetics, etc.




Styrofoam containers

used to keep fresh food frozen/cool




Bags

for snacks, food and frozen food, from supermarkets, etc.



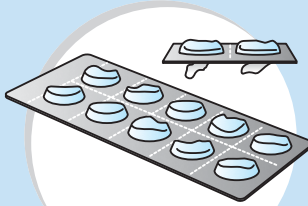
Mesh bags

packing for fruits or vegetables



Bottle caps

removed from plastic PET bottles, glass bottles, etc.



Medicine packages



Prohibited items

buckets, cases used to keep small accessories, tupperware and lunch-boxes are "Burnable waste"



You must put them into designated collection bags

Used Papers/ Clothes P. 2

Plastic Containers/ Wrapping P. 3

Recyclable Resources & Dangerous/ Harmful Waste P. 4-5

Burnable Waste P. 6

Non-Burnable Waste P. 7

Prohibited Items At Collection Sites P. 8

Items The City Cannot Manage P. 9

Home PC P. 10

Valuable Collection P. 10

Resource Collection P.10
List Of Collection Sites P.11

Separation Method List P.12-14

Ad P.15

Hello Collection Service P. 16

Garbage Distribution App P.16

About The City Waste Incineration Plant P.16



Note!

- Please wash plastic containers/wrapping before disposal if they are dirty. However, if the items are too dirty or can't be washed, as in case of tubes that can't be washed inside, please dispose of them as "Burnable waste".
- Please dispose of any styrofoam and net/mesh packages for products as "Plastic containers/wrapping" even though there is no "プラ" mark on them.
- Plastics do not need to be separated.
- Oversized Styrofoam containers can also be taken to collection sites, but you have to bundle them up.
- This category includes products packaging and wrapping materials that become waste after you removed the products they have inside. Although they are made of plastics, they have to be considered as "Burnable waste" if they are repeatedly used.

3 How to dispose of recyclable resources & dangerous/harmful waste (acceptable items at the collection sites)

Recyclable resources

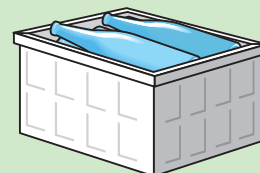
Glass bottles and bins

Glass bottles for juice, beers, Japanese sake and other beverages, bins for seasonings, jam, coffee beans, Cosmetic jars/bottles, etc.

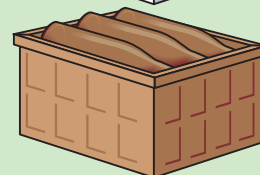
On recyclables collection day, please separate them into the containers you find at the collection site as shown below.
Do not use any bag.



White container
for clear glass bottles



Brown container
for brown glass bottles



Blue container
for other colored bottles



- Bottles for cosmetics, disinfectants
- Broken bottles and very dirty bottles
- Heat-resistant glass and opalescent glass bottles

Please dispose of them as
“Non-burnable waste”

- Please take caps off and dispose of them separately: plastic caps as “Plastic containers/wrapping waste”, metallic caps as “Non-burnable waste” and corks as “Burnable waste”.
- Please wash bottles and then place them in a horizontal position into the containers.
- Please do not put any other waste (such as plastic bags) in the colored containers.
- Please return returnable bottles, such as beer bottles and Japanese sake bottles, to the shops where you bought and recycle them as much as possible.

Cans

Cans for juice, beers, teas, snacks, tea leaves, canned food



You must put them into designated
collection bags

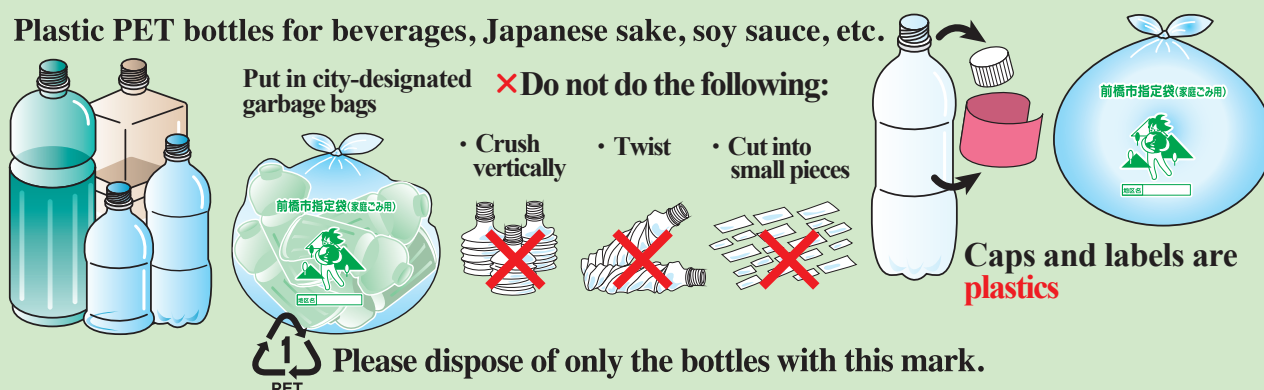


- Please wash them before disposing.
- Please dispose of them as “Non-burnable waste” if they are very dirty.
- Please take caps off if they have them. (Please put the caps into the designated collection bags together if they were made of the same material as their cans.)
- You can dispose of both steel and aluminum cans.
- Do not put cigarette butts, insulin needles, etc. in cans.



Plastic PET bottles

Plastic PET bottles for beverages, Japanese sake, soy sauce, etc.



● Rinse out with water before disposing. Severely dirty item should go out with “burnables”.

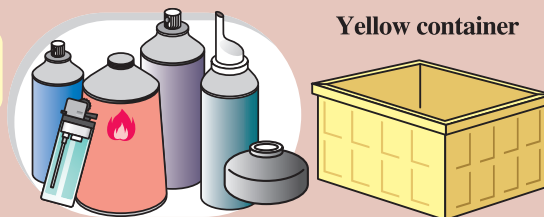
Dangerous/harmful waste

Please dispose of dangerous/harmful waste on days designated for collection of recyclables (or bottle collection days if you live in Fujimi) as indicated in your neighborhood’s “Household waste and recyclables collection calendar”.

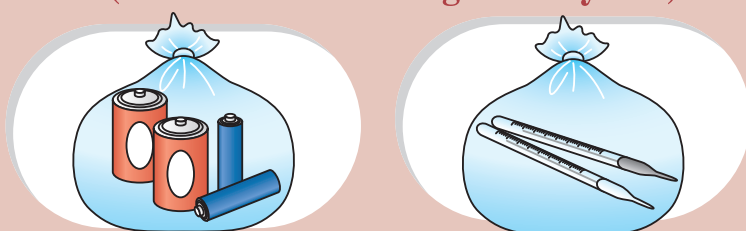
Spray cans/gas cartridges/lighters

Please dispose of them as “Dangerous/Harmful waste” due to the potential of causing explosions or fire accidents.

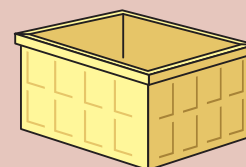
- Please ensure to finish the product completely before disposing the bottles of. You don’t need to put them into the bags and open a hole on them.
- For proper disposal of aerosol cans or cassette cylinders (propane cassettes), etc. check with the maker company, or Aerosol Industry of Japan (03-5207-9850), or Consumer Center for Cassette Cylinder (0120-14-9996).
- Taking propane gas cylinders to collection sites is prohibited (see P9 to know how you can dispose of them).



Batteries (alkaline batteries/manganese dry cells)/Button cells/Mercury thermometers

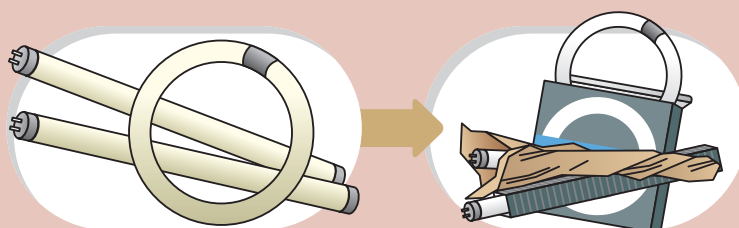


Yellow container

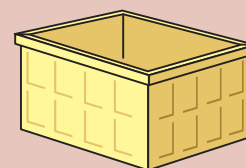


- Please separate them into transparent bags so that it will be possible to check the bags content.
- Small rechargeable batteries (lithium, etc.) may be deposited in collection boxes at collaborating affiliations (i.e. electronics stores).
- Micro cell batteries (SR, PR, LR) should be deposited in the micro cell collection box at cooperating affiliations.

Fluorescent lamps



Yellow container



- Please put them in their original boxes or wrap them with used papers (such as newspapers) to prevent crushing.
- Please dispose of LED or light bulbs on “Non-burnable waste” collection day.
- Please leave them by the container if they are too long to be put in it.

4 How to dispose of burnable waste (acceptable items at the collection sites)

Burnable waste (waste to be burned and buried)

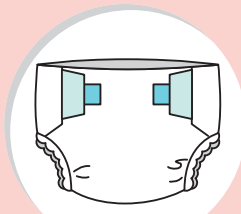
There are a lot of recyclables mixed in. Please cooperate by separating them into used papers/clothes and plastic containers/wrapping.

You must put them into designated collection bags.



Other plastic products

All the items that cannot be included into the plastic containers/wraps category



Diapers

Remove body waste

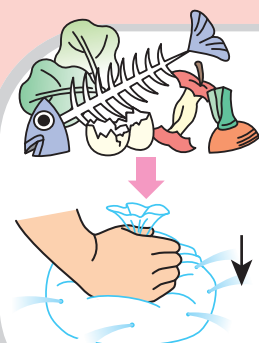


Futon/Cushion

"Bulky waste" if you cannot put them in the designated collection bags → see P.8



Rubber products



Make small holes on the bag and press it to drain off moisture

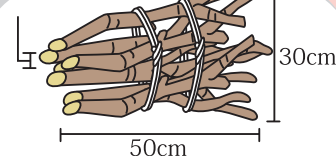
How to dispose

◆ Squeeze them and drain off moisture first

It is also important not to put raw garbage in the sink to avoid getting it wet. You can reduce raw garbage weight by 10% by squeezing it.

Raw garbage

Up to 4cm thick



Plants

You can dispose of branches up to 2 bundles at one time.

*Bundle them up and dispose of them as they are
*If you have more than 2 bundles, take them to either the Rokku Waste Incineration Plant, or Ogikubo Waste Incineration Plant.

*If the bundles exceed 4cm in thickness and/or 50cm in length, request a specialized disposal company.

How to dispose correctly


◆ Separate resources properly

Used papers/clothes → P.2



Approximately 14% of burnable waste consists of papers/clothes that can be recycled if sorted properly. Memos and soft toys are also recyclable resources.

Plastic containers → P.3



Approximately 80% of burnable waste consists of plastics that can be recycled if sorted properly.

◆ Used cooking oil from households is also recyclable

Used cooking oil



→ P.10-11

Collection boxes for used cooking oil produced by households are available at City Hall, City Hall Branch Offices and Civic Service Centers. Used cooking oil will be sold and reused as fuel.

【How to dispose】 Pour the oil into a less than 2-liter plastic PET bottle and tighten the cap. Unused oil can be disposed of as it is.

Dispose of un-used oil in its original plastic bottle. (If the bottle is glass or can, transfer oil to a plastic bottle)

◆ Put any sources of flame or sparks in water first

Fireworks/Matches/Tobaccos



Sink any sources of flame or sparks, such as fireworks

(take them out from the bag if they are new), matches and cigarettes in water.

Ensure they are still wet when you dispose of them on "Burnable waste" collection days.

◆ You can apply for a subsidy to buy garbage disposal units or leaves and branches grinders.

Please consult with the City Hall before purchasing them: we can support you by providing a part of the amount of money you need to buy these machines.

5 How to dispose of non-burnable waste (acceptable items at the collection sites)



Non-burnable waste

You must put them into designated collection bags.



**Dirty or Broken Glass
Medicine/Chemical Bottles**

beverages are categorized as
“Recyclable resources”→ P. 4



Glassware

Wrap them with used papers or cloths if they are broken




Chinaware




Kitchen knives, scissors, razor blades

Wrap them with used papers



Light bulbs/LEDs

Fluorescent lamps are disposed as
“Dangerous/Harmful waste → P. 5




Umbrellas


Bundle them and dispose as they are



Cooking tools



Products with metallic parts



Extract petrol and kerosene.


Take batteries and cells out, and then dispose of them as “Dangerous/Harmful waste” → P. 5
If they do not fit into the designated collection bags, they must be disposed of as “Bulky waste” → P. 8

◆Please cooperate and take them to recyclables collection points where used small home appliances can also be collected. Collection points are located at City Hall, City Hall Branch Offices and Civic Service Centers. Used small home appliances with batteries are recyclable.



Note!

- Spray cans/gas cartridges/lighters are “Dangerous/Harmful waste” → P. 5
It is very dangerous if you wrongly dispose of them with another category since they can cause fire inside garbage collecting vehicles.
Please put them in the yellow container after ensuring the product inside is completely finished (or on bottle collection days if you live in Fujimi).
- Four major home appliances (air conditioners, TVs, refrigerators/freezers, washing machines/dryers) and computers cannot be collected by the City. → P. 9 – 10
- Due to rechargeable batteries (lithium, etc.) being a fire hazard, dispose of in collection boxes at collaborating affiliations (i.e. electronics stores).



Used
Papers/
Clothes
P. 2

Plastic
Containers/
Wrapping
P. 3

Recyclable
Resources &
Dangerous/
Harmful Waste
P. 4-5

Burnable
Waste
P. 6

Non-
Burnable
Waste
P. 7

Prohibited
Items At
Collection
Sites
P. 8

Items
The City
Cannot
Manage
P. 9

Home PC
P. 10

Valuable
Collection
P. 10

Resource
Collection
P.10
List Of
Collection
Sites
P.11

Separation
Method
List
P.12-14

Ad
P.15

Hello
Collection
Service
P. 16

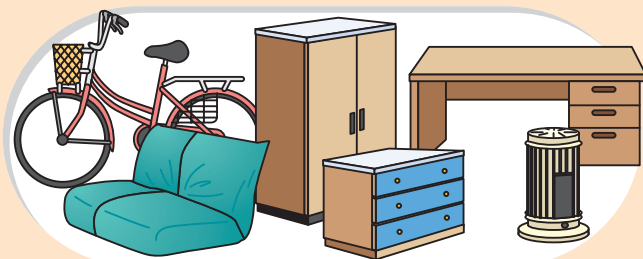
Garbage
Distribution
App
P.16

About
The City
Waste
Incineration
Plant
P.16

6 Prohibited items at collection sites

Bulky waste (Waste that cannot fit in a large (45L) city-designated garbage bag)

Bicycles, beds, cabinets, desks, futon, wardrobes, rags, etc.



- Items fitting the designated collection bags: please sort and dispose of them as “Burnable waste” or “Non-burnable waste”.
- Bicycles: please cancel your registration from the crime prevention list (you can do it at the same shop where you bought them).
- Four major home appliances (air conditioners, TVs, refrigerators/freezers, washing machines/dryers), Items containing Freon gas and computers cannot be collected by the City. Please refer to P. 9 and 10 to know how to dispose of them.
- Please take out the batteries/fuel of fan heaters and oil stoves.
- Remove magnets from magnetic mattresses.

How to dispose of bulky waste

1. Dispose of them on collection days indicated by residents' associations

- ※ Once a year (some associations do not provide the service)
- ※ Check the collection day on neighborhood's circular bulletins.
- ※ Contact **Waste Collection Division for inquiries.** (TEL: 027-253-1009).

2. Apply for individual collection

- Reservation: **Waste Collection Division TEL:027-253-1009**
- ※ Up to 3 items for one time (free of charge)
 - ※ This service can only be used once every 2 months.
 - ※ Reservations are not possible in the 2 months preceding the collection day decided by your residents' association.

3. Bring them to the waste incineration plant

- Location: Ogikubo Waste Incineration Plant (677 Ogikubo-machi) TEL: 027-269-0621
Fujimi Clean Station (1873-2 Ishi, Fujimi-machi) TEL: 027-230-5300
- ※ Please contact the plant/station before you bring them in (for more details, see P. 16)
 - ※ Free for 200kg and under/day; ¥180/10kg for over 200kg.

Heavy weight waste (disposing of over 20 kg waste due to moving or cleaning)

You cannot dispose of over 20 kg waste at one time at the collection sites due to heavy weight. Please bring them to the waste incineration plant.

Please refer to “Bulky Waste” or “Resource Collection” on P.10 – 11 when you dispose of a lot of used papers/clothes.

How to dispose

Bring them to the waste incineration plant.

Burnables/Prunings	Rokku Incineration Plant (Rokku-machi 3-1-14)	TEL: 027-224-0130
Non-burnables/bulky waste/empty cans/ hazardous materials *Plastics • *Glass bottles *Plastic bottles • *Prunings	Ogikubo Waste Incineration Plant (677 Ogikubo-machi) *Only Ogikubo Incineration Plant	TEL: 027-269-0621
	Fujimi Clean Station (1873-2 Ishi, Fujimi-machi)	TEL: 027-230-5300

- ※ Please contact the plant/station before bringing your waste in (for more details, see P. 16)
- ※ Less than 200 kg is free of charge, over 200 kg waste is charged. (180 yen per 10 kg)

Please contact the General Waste Collection and Transportation Company certified by the City if you cannot dispose of your waste by the above mentioned methods (the service is chargeable).

※ Please check our website to find the list of certified waste collectors and transporters.

Dead animals (dogs, cats, rabbits, birds and other pets) (chargeable service)

- ※ Not operating on weekends, national holidays (excluding Mondays and Thursdays) and New Year's holidays.
- ※ Please wrap them with used cloth or plastic, or put them into a box. *Bones cannot be collected.
- ※ Please contact **Waste Collection Division(TEL:027-253-1009)** in case you find small dead animals (stray cats,etc.).
Call City Hall (TEL: 027-224-1111) if service is required during Business Holidays.

1. Bring them to Rokku Incineration Plant (Rokku-machi 3-1-14) TEL: 027-224-0130 Charge: 1,050 yen per body
※ Please contact the plant/station before bringing your waste in (for more details, see P. 16)

2. Apply for individual collection to Waste Collection Division TEL:027-253-1009 Charge:2,120 yen per body

7 Items the City cannot deal with

Items you cannot take to designated collection sites or waste incineration plants.

Propane gas cylinders

Please ask at the shop where you bought them, ask your distributors to collect them or contact the following office (there is a charge).

※ Maebashi LP Gas Association TEL: 027-233-6599



Fire extinguishers

Please take your fire extinguishers to special recycling service counters or contact them to request their collection (chargeable).

※ For more information please contact the Fire Extinguisher Recycle Center (TEL: 03-5829-6773).

Or check the Maebashi City website, or call the City Hall's Waste Policy Division (TEL: 027-898-6272).



Construction materials, cements, gravel, blocks, tiles

Please ask your distributors or specialist waste disposers to collect.

※ The list of regular city-approved waste-collection companies can be found on the city's homepage.

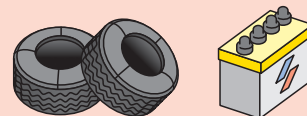
※ You can take them to Ogikubo Waste Incineration Plant (677 Ogikubo-machi, TEL: 027-269-0621) or Fujimi Clean Station (1873-2 Ishi, Fujimi-machi, TEL: 027-230-5300) if you have a small quantity. For more details, please call the incineration plant or the clean station.



Used tires, automotive parts, batteries, agricultural machineries and equipment, pianos, chemicals (pesticides, powerful medicines, toxic substances, etc.)

Please ask your distributors or specialist waste disposers to collect.

※ The list of regular city-approved waste-collection companies can be found on the city's homepage.



Industrial waste

Industrial waste is produced by business activities and includes 20 categories of items: cinders, sludge, waste oil, waste plastics, scrap metals, cullet, debris, etc.

※ For more details, please contact the Industrial Waste Countermeasures Division of Maebashi City Hall (TEL: 027-898-5953).

4 major home appliances (air conditioners TVs, refrigerators/freezers, washing machines/dryers)

In accordance to the Home Appliance Recycling Law, the manufacturer will collect and recycle. The city cannot accept appliances even if disassembled.

1 Contact your distributors

(may be charged recycle and transportation fees)

※ Ask the shop where you bought them or when you replace them to collect.

2 Contact the certified waste collectors and transporters

(you will be charged of recycling and transportation fees).

※ It is necessary to pay the recycling fee at the post office in advance.

※ Please check our website to find the list of the certified waste collectors and transporters.

3 Take them to the designated collection points (you will be charged of recycling fees).

※ It is necessary to pay the recycling fee at the post office in advance.

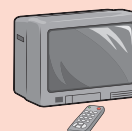
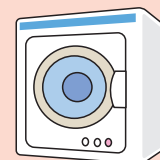
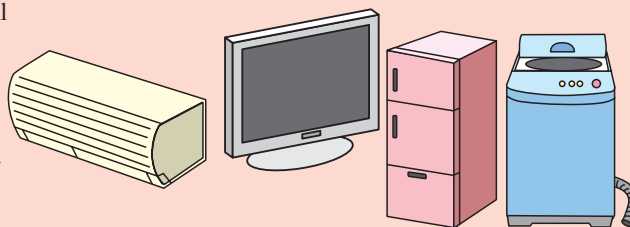
◎ Designated collection points (Please ask each center/plant for business hours)

Fujita, KK. (Kiryu, Sakaino-chō 7-1813-57) TEL: 0277-43-5283

Ubukata Resources, KK (Takasaki, Shōkanji-machi 1175) TEL: 027-372-1110

Ubukata Resources, KK Numata Inter office (Numata, yokozuka-machi 85-1) TEL: 0278-322-5555

Nittsugunma Logistics (Tamamura-machi, Yawatabara 1988-1) TEL: 0270-61-7207



Motorcycles and other two-wheeled vehicles


Please ask Motorcycle Recycle shops.

※ For more details, please contact the two-wheeled vehicles recycle call center (TEL: 050-3000-0727).

Items containing Freon gas (i.e. water servers, dehumidifiers, air conditioners, etc.)

Ask a Freon gas collection company.

※ Contact Hisamatsu Shoji Co., LTD (Maebashi, Kitashirotamachi 691) Tel. 027-231-8225



(CAUTION) Other items may not be handled based on material and quantity.

8 How to dispose of home PCs

1. Dispose of them into Use recycles collection boxes for used small home appliances

The sizes of the hole are 15 cm × 30 cm.

※Please refer to the next page to know collection boxes locations.

※Erase all personal data.

2. Call and take your PC to the Ogikubo Waste Incineration Plant or the Fujimi Clean Station

●Ogikubo Waste Incineration Plant (677 Ogikubo-machi)TEL: 027-269-0621

●Fujimi Clean Station (1873-2 Ishi, Fujimi-machi)TEL: 027-230-5300

※Erase all personal data.

3. Ask manufacturers to collect it

※For more details, please ask manufacturers.

※For any inquire, please contact the following number.

PC3R Promotion Association (TEL: 03-5282-7685)

4. Apply through Renet.jp for waste collection

※For more details ask Renet.jp.

※ <https://www.renet.jp>



PC Recycle Mark



You don't need to pay
for recycling fees if this mark is
on your computers.



Renet.jp's Home Page



9 Valuables collection by local groups is also available for used papers /clothes and small home appliances

Your district participates in collecting paper/fabrics for valuable resource collections.

For more details, please contact your local group (i.e. residents' association).

10 Resource Collection

Please check the collection sites on the next page.

Maebashi City collects the following recyclables. You can use collection points established at several facilities during each facility's opening hours.

※Business hours are up to the individual facilities.

Used papers/clothes

Although you can take them to your neighborhood's collection site on used papers/clothes collection days, you can also leave them at special recyclables storages if you have many of them. ※ Please check P. 2 to confirm the items you can leave at your neighborhood's collection site and their disposal rules.

Small home appliances

Home appliances, except ①Air Conditioners, ②TV sets, ③Refrigerators/Freezers, ④Washers/Dryers, can be disposed and must fit within the 15cm x 30cm slot. We recycle them because they include many valuable resources (steel, aluminum, copper, precious and rare metals, etc.)

Cooking oil waste

Used vegetable oil from households can be collected and reused as fuel.

【How to dispose of it】

①Remove any food residue (i.e. bread crumbs or tempura scraps) from used oil and cool down.

②Put the used oil into a plastic PET bottle or another bottle with a screw cap and tighten the cap. (Neither glass bottles nor cans are acceptable)

③Only the device itself can be disposed of in the collection box. (Any plastic bags are your responsibility)

※ You can dispose of unused oil in its original bottle as it is, but you have to pour it into a plastic bottle if its original bottle is made of glass or can.

Ink cartridges

Maebashi City participates to the "Ink Cartridge Satogaeri Project" carried on by 4 printer manufacturers to promote recycling of used cartridges.

【Participating manufactures】

Brother, CANON, EPSON, Japan HP

※Cartridges for ink jet printers only.

List of collection points

Collection points		Used papers /clothes	Small home appliances	Used cooking oil	Ink cartridges
1 Maebashi City Hall	2-12-1 Ote-machi	○	○	○	○
2 Ogo City Hall Branch Office	1115 Horikoshi-machi	○	○	○	○
3 Miyagi City Hall Branch Office	1507-4 Hanageishi-machi	○	○	○	○
4 Kasukawa City Hall Branch Office	216-1 Nishitanabo, Kasukawa-machi	○	○	○	○
5 Fujimi City Hall Branch Office	240 Tajima, Fujimi-machi	○	○	○	○
6 Jonan City Hall Branch Office (Jonan Kominkan)	1320 Ninomiya-machi	○	○	○	○
7 Nankitsu Civic Service Center (Nankitsu Kominkan)	158 Nichirinji-machi	○	○	○	○
8 Kaigaya Civic Service Center (Kaigaya Kominkan)	141-3 Kamiizumi-machi	○	○	○	○
9 Kamikawabuchi Civic Service Center (Kamikawabuchi Kominkan)	35 Gokan-machi	○	○	○	○
10 Shimokawabuchi Civic Service Center (Shimokawabuchi Kominkan)	701 Tsurukouji-machi	○	○	○	○
11 Haga Civic Service Center (Haga Kominkan)	817 Tottori-machi	○	○	○	○
12 Motosoja Civic Service Center (Motosoja Kominkan)	3-1-1 Motosoja-machi	○	○	○	○
13 Soujya Civic Service Center (Soja Kominkan)	1583-2 Soja, Soja-machi	○	○	○	○
14 Azuma Civic Service Center(Azuma Kominkan)	543-1 Hakoda-machi	○	○	○	○
15 Eimei Civic Service Center (Eimei Kominkan)	930 Kamioshima-machi	○	○	○	○
16 Kiyosato Civic Service Center (Kiyosato Kominkan)	339 Aonashi-machi	×	○	○	○
17 Waterworks Bureau	3-13-15 Iwagami-machi	○	×	×	×
18 Public Welfare Center	2-17-10 Hiyoshi-cho	○	○	○	○
19 Maebashi Health Center	3-36-17 Asahi-cho	○	×	×	×
20 South Fire Department	766-2 Nishizen-machi	○	×	×	×
21 Owatari Heated Swimming Pool Training Center	2-3-11 Owatari-machi	○	×	×	×
22 Maebashi Civic Gymnasium	460-1 Kamisadori-machi	○	×	×	×
23 Children's Cultural Center	5-8 Nishikatagai-machi	○	×	×	○
24 Eastern Public Kitchen	1439-1 Arako-machi	○	×	×	×
25 Western Public Kitchen	2368-1 Soujya, Soujya-machi	○	×	×	×
26 Maebashi Municipal High School	2211-3 Kamihosoi-machi	○	×	×	×
27 Rokku Incineration Plant	3-1-14 Rokku-machi	○	×	×	×
28 Maebashi Plaza Genki 21	2-12-1 Hon-machi	×	○	×	○
29 Beisia Denki Maebashi Mall	679-7 Kamiizumi-machi	×	○	×	×
30 Beisia Denki Maebashi Minami Mall	125-3 Tsurukouji-machi	×	○	×	×
31 Beisia Maebashi Fujimi Mall	643 Haranogo, Fujimi-machi	×	○	×	×
32 Garden Maebashi	472-1 Koyahara-machi	×	○	×	×

(Note) Please contact the Waste Collection Division for available hours because there may be unavailable days due to holidays, facility conditions, etc.

Used Papers/ Clothes P. 2

Plastic Containers/ Wrapping P. 3

Recyclable Resources & Dangerous/ Harmful Waste P. 4-5

Burnable Waste P. 6

Non-Burnable Waste P. 7

Prohibited Items At Collection Sites P. 8

Items The City Cannot Manage P. 9

Home PC P. 10

Valuable Collection P. 10

Resource Collection P.10
List Of Collection Sites P.11

Separation Method List P.12-14

Ad P.15

Hello Collection Service P. 16

Garbage Distribution App P.16

About The City Waste Incineration Plant P.16

Used Papers/ Clothes P. 2
Plastic Containers/ Wrapping P. 3
Recyclable Resources & Dangerous/ Harmful Waste P. 4-5
Burnable Waste P. 6
Non-Burnable Waste P. 7
Prohibited Items At Collection Sites P. 8
Items The City Cannot Manage P. 9
Home PC P. 10
Valuable Collection P. 10
Resource Collection P.10 List Of Collection Sites P.11
Separation Method List P.12-14
Ad P.15
Hello Collection Service P.16
Garbage Distribution App P.16
About The City Waste Incineration Plant P.16

List of waste sorting methods

	Items	Waste Categories
A	Air conditioners Recycling is mandatory by law. See P. 9 for more details.	
	Albums Dispose of metal parts in to non-burnables.	Burnable
	Aluminum foil (for cooking)	Non burnable
	Aluminum-colored or aluminum-coated paper	Burnable
	Automotive parts (bumpers, wheels) Ask your distributors or specialist waste disposers to collect.	
B	Bathtub covers	Bulky (Non-burnable)
	Batteries (for automobiles) Ask your distributors or specialist waste disposers to collect.	
	Belts	Used papers/ clothes
	Bicycles Cancel your registration from the crime prevention list first	Bulky
	Blankets	Used papers/ clothes
	Blocks You should dispose of on your own land as much as possible. If not possible, bring to Ogikubo Incineration Plant or Fujimi Clean Station. Up to two bags are accepted.	Bring-in
	Body warmers (<i>kaïro</i>)	Burnable
	Bowling balls Bring them to Ogikubo Waste Incineration Plant or Fujimi Clean Station.	Bring-in
	Branches Within 50cm length x 4cm thickness x 30cm diameter per 1 bundle, up to 2 bundles.	Burnable
	Buckets (metallic)	Non burnable
	Buckets (plastic)	Burnable
	Bulbs (light bulbs/LED light bulbs)	Non burnable
	Battery chargers (small home appliances) Recycle as much as possible (see P. 10 – 11).	Non burnable
	Rechargeable batteries (lithium batteries, etc.) / Battery packs Ask your distributors or recycle cooperative shop (JBRC, TEL: 03-6403-5673) to collect.	
	Button cells Put them into plastic bags and in the yellow containers.	Dangerous/ Harmful
	Dry cells, button cells Put them into transparent bags and in the yellow container	Dangerous/ Harmful
	CDs including cases	Burnable
	Cans (for beverages, snacks, canned food, tea leaves) Wash them first and put into the designated collection bags.	Recyclable resources (cans)
	Cans (for paint, oil, rusted) You must empty them before disposal.	Non burnable
C	Cans (spray cans, gas cartridges) You must empty them. No need to make a hole. Put into yellow container.	Dangerous/ Harmful
	Carbon papers, thermal papers, non-carbon papers	Burnable
	Cardboard boxes Bundle them up.	Used papers/ clothes
	Carpets, rugs	Bulky (Non-burnable)
	Carriers (for automobiles)	Bulky

※Even though the waste is categorized as “Bulky waste”, dispose of them at the designated collection sites if you can put them into the designated collection bags (up to 45 liters).a

	Cassette tapes including cases	Burnable
	Charcoal Bring to Rokku Incineration Plant.	Bring-in
	Child seats	Bulky
	China	Non burnable
	Clay (oil-based clay)	Non burnable
	Clay (paper clay)	Burnable
	Clothes cases (wooden or plastic cases) If it can fit in a city-designated garbage bag, it goes to burnables.	Bulky (Burnable)
	Clothes iron (small home appliances) Recycle as much as possible (see P. 10 – 11).	Non burnable
	Clothes, shoes, fabrics Wash and dry before disposal.	Used papers/ clothes
	Clothes-drying platforms Up to 2 pedestals are acceptable.	Bulky
	Clothespins (plastic ones only)	Burnable
	Clothespins (with metallic)	Non burnable
	Cold insulators	Burnable
	Cooler boxes	Non burnable
D	Cushioning packaging	Plastic containers/ wrapping
	Cutting Boards	Burnable
	DVDs including cases	Burnable
	Dehumidifying agents	Burnable
	Diapers Remove body waste and throw it in the toilet.	Burnable
	Diatomaceous earth products Seal in plastic bags and bring them to Ogikubo Wste incineration Plant or Fujimi Clean Station.	Bring-in
	Dry cells (rechargeable) Ask your distributors or recycle cooperative shop (JBRC, TEL: 03-6403-5673) to collect	
	Dryers (for futon, small home appliances) Recycle as much as possible (see P. 10 – 11).	Non burnable
	Dryers (for laundry) Recycling is mandatory by law. See P. 9 for more detail.	
	Drying agents	Burnable
E	Dumbbells (iron dumbbells) Bring them in Ogikubo Waste Incineration Plant or Fujimi Clean Station.	Bring-in
	Electric carpets/blankets If it can fit in a city-designated garbage bag, it goes to non-burnables.	Bulky (Non-burnable)
	Electric fans (small home appliances) Recycle as much as possible (see P. 10 – 11).	Bulky (Non-burnable)
	Electronic organ (electric-powered ones are small home appliances) Recycle as much as possible (see P. 10 – 11).	Bulky
	Fire extinguishers special recycling service counters Ask the fire extinguisher recycle specific service counter to collect (see P. 9).	
	Fire extinguishing sprays You must empty them first	Dangerous/ Harmful

Used papers / clothes

Plastic containers / wrapping

Recyclable resources

Dangerous / Harmful

Burnable

Non burnable

Bulky

Used
Papers/
Clothes
P. 2

G	Fireworks/matches You must get them wet well to protect from fire accidents.	Burnable
	Flat Glass Limited to self-repair. Station bring to Ogikubo Incineration Plant or Fujimi Clean.	Bring-in
	Floppy discs	Burnable
	Flower pots (ceramic, biscuit firing)	Non burnable
	Flower pots (plastic)	Burnable
	Fluorescent lamps Wrap them with used papers/clothes	Dangerous/ Harmful
	Furniture (oversized)	Bulky
	Futon If it can fit in a city-designated garbage bag, it goes to burnables.	Bulky (Non-burnable)
	Game machines (small home appliances) Remove the batteries. Recycle as much as possible (see P. 10 – 11).	Non burnable
	Game software (cartridge types, small home appliances) Recycle as much as possible (see P. 10 – 11).	Non burnable
	Game software (disc types)	Burnable
	Gas stoves If it can fit in a city-designated garbage bag, it goes to non-burnables.	Bulky (Non-burnable)
	Glass bottles (for beverages, sake, seasonings, liquid medicine) Wash them first and put into the each container depending on the colors of bottles. Take the caps off and dispose of them depending on the materials.	Recyclable resources (bottles)
	Glass bottles (for cosmetics, oil, ume shu/plum wine, broken) You must empty them. Wrap broken glasses with used papers/clothes.	Non burnable
	Glass bottles (for pesticide, powerful medicines) You must empty them and then bring them to Ogikubo Waste Incineration Plant or Fujimi Clean Station.	Bring-in
	Glasses wrapping with used papers/clothes	Non burnable
	Glow lamps (glow starter)	Non burnable
	Golf bags	Bulky
	Golf balls	Burnable
	Golf clubs Bundle them up. “Bulky waste” if they are with golf bag.	Non burnable
H	Gas cylinders (cassette) You must empty them. No need to make a hole. Put into Yellow container.	Dangerous/ Harmful
	Gas cylinders (propane) See P. 9 for more details.	
	Hangers (metallic)	Non burnable
	Hangers (plastic)	Burnable
	Heaters (with kerosene/electric, small home appliances) Remove fuel or batteries. Recycle as much as possible (see P.10 – 11).	Bulky (Non-burnable)
I	Helmets “Burnable waste” if they are made of plastic, such as FRP.	Non burnable
	Home Medical Waste (needles, syringes, metallic equipment, etc.) Consult with medical institutions about disposal of home medical waste (needles, syringes, metallic equipment, etc.).	
	Home Medical Waste (tubes, packs, etc.)	Burnable
	Injection needles Ask your hospitals how to dispose of home-use medical needles.	
	Ironing board (only board is “Burnable waste”)	Non burnable

K	Kerosene Ask your distributors or specialist waste disposers to collect.	
	Kimono including obi.	Used papers/ clothes
	Kotatsu Heating units only can be recycled as small home appliances (see P.10-11)	Bulky
L	Laundry poles	Bulky
	Leather products, bags You can leave metallic parts.	Used papers/ clothes
	Legless chairs	Bulky
	Lighters Empty inside first and put them in the yellow container.	Dangerous/ Harmful
	MD	Burnable
M	Magazines Bundle them up.	Used papers/ clothes
	Magnets Soft Magnet sheets are “burnables”.	Non burnable
	Microwaves (small home appliances) Recycle as much as possible (see P. 10 - 11).	Non burnable
	Mobile phones (small home appliances) Bring them in your distributors or recycle as much as possible (see P. 10 – 11).	Non burnable
	Motor bicycles, scooters See P. 9 for more detail	
N	Newspapers Bundle them up.	Used papers/ clothes
O	Oil (kerosene, fuel oil, engine oil) Ask your distributors or specialist waste disposers to collect. Empty cans are “Non-burnable waste”.	
	Oil (cooking oil) Recycle as much as possible (see P. 10 - 11).	Burnable
P	Paint (coating)/wax Ask your distributors or specialist waste disposers to collect. Empty cans are “Non-burnable waste”.	
	Paper Cups / Plates	Burnable
	Paper packages “Burnable waste” if it is coated by aluminum.	Used papers/ clothes
	Personal computers See P. 10 for more details	Bring-in
	Pesticide, powerful medicines Ask your distributors or specialist waste disposers to collect.	
	Pet (dogs/cats) feces Wrap them with used papers or put into bags and tighten.	Burnable
	Photocopiers/Printers (small home appliances) ecycle as much as possible (see P. 10 – 11).	Non burnable
	Photos	Burnable
	Pianos Ask your distributors or specialist waste disposers to collect.	
	Planters (plastic) Biscuit firing planters are “Non-burnable waste”.	Burnable
	Plastic PET bottles Caps and labels to “Plastics”.	Recyclable resources (plastic PET bottles)
	Plastic containers	Burnable
	Plastic containers/wraps Refer to the プラ mark.	Plastic containers/ wrapping
	Plastic products	Burnable

Plastic
Containers/
Wrapping
P. 3Recyclable
Resources &
Dangerous/
Harmful Waste
P. 4-5Burnable
Waste
P. 6Non-
Burnable
Waste
P. 7Prohibited
Items At
Collection
Sites
P. 8Items
The City
Cannot
Manage
P. 9Home PC
P. 10Valuable
Collection
P. 10Resource
Collection
P.10
List Of
Collection
Sites
P.11Separation
Method
List
P.12-14Ad
P.15Hello
Collection
Service
P. 16Garbage
Distribution
App
P.16About
The City
Waste
Incineration
Plant
P.16

※Even though the waste is categorized as “Bulky waste”, dispose of them at the designated collection sites if you can put them into the designated collection bags (up to 45 liters).

Used Papers/ Clothes P. 2	Used papers / clothes	Plastic containers / wrapping	Recyclable resources	Dangerous / Harmful	Burnable	Non burnable	Bulky
Plastic Containers/ Wrapping P. 3	R	Plum Liquor Bottles	Non burnable	S	T	Soil You should dispose of on your own land as much as possible. If not possible, bring to Ogikubo Incineration Plant or Fujimi Clean Station. Up to two bags is accepted.	Bring-in
Recyclable Resources & Dangerous/ Harmful Waste P. 4-5		Portable cooking stoves Remove gas cartridges before disposing.	Non burnable			Soil from planters Dispose of them in your garden or take them to Ogikubo Waste Incineration Plant or Fujimi Clean Station (up to 2).	Bring-in
Burnable Waste P. 6		Portable toilets Wash inside before disposal.	Bulky			Spray cans You must empty them first. No need to make a hole. Put into Yellow container.	Dangerous/ Harmful
Non-Burnable Waste P. 7		Records	Burnable			Stone (weight for pickles) You can dispose of them in up to 2 designated collection bags. Bring them to Ogikubo Waste Incineration Plant or Fujimi Clean Station.	Bring-in
Prohibited Items At Collection Sites P. 8		Refrigerators/freezers Recycling is mandatory by law. See P. 9 for more details.				Styrofoam Bundle up if you cannot put them into the designated collection bags.	Non burnable
Items The City Cannot Manage P. 9		Rice cookers (small home appliances) Recycle as much as possible (see P. 10 – 11).	Non burnable			Suitcases Must to be bagged in a city-designated garbage bag and are “Non-burnables”.	Bulky (Non-burnable)
Home PC P. 10		Roof tiels Limited to self-repair. Station bring to Ogikubo Incineration Plant or Fujimi Clean.	Bring-in			TVs Recycling is mandatory by law. See P. 9 for more detail.	
Valuable Collection P. 10		Rubber products	Burnable			Thermometers (electric type, small home appliances) Recycle as much as possible (see P. 10 – 11).	Non burnable
Resource Collection P.10 List Of Collection Sites P.11		SD cards (small home appliances) Recycle as much as possible (see P. 10 – 11).	Burnable			Thermometers (mercury type) Put into plastic bag and Yellow container.	Dangerous/ Harmful
Separation Method List P.12-14		Safes Small safes for households use only.	Bulky			Tires (for automobiles/motor bicycles) Ask your distributors or specialist waste disposers to collect.	
Ad P.15	S	Safety boxes	Non burnable		U	Tires (for bicycles) “Non-burnable waste” if they have wires.	Burnable
Hello Collection Service P.16		Safety shoes	Non burnable			Tire Chain Bring to Ogikubo Incineration Plant or Fujimi Clean Station.	Bring-in
Garbage Distribution App P.16		Sandals	Burnable			Toilet for pets Paper-made, wooden, silica gel	Burnable
About The City Waste Incineration Plant P.16		Sanitary napkins	Burnable			Toilet sand for pets (natural sand) It includes bentonite sand. Ogikubo Waste Incineration Plant or Fujimi Clean Station can accept only small quantities.	Bring-in
		Scanners (small home appliances) Recycle as much as possible (see P. 10 – 11).	Non burnable			Toilet seats (washlets, etc. small home appliances) Taking water from the washlet. Recycle as much as possible (see P.10 – 11).	Non burnable
		Shoes (boots, rain boots)	Burnable			Toys (plastic)	Burnable
		Shoes (sneakers/trainers)	Used papers/ clothes			Toys (with metallic parts)	Non burnable
		Shredded papers Put them into plastic bags.	Used papers/ clothes		V	Umbrellas Dispose of them as they are if you cannot put in the designated collection bags	Non burnable
		Shredders (electric-powered ones are small home appliances) Recycle as much as possible (see P. 10 – 11).	Non burnable			Vacuum cleaners (small home appliances) Recycle as much as possible (see P. 10 – 11).	Bulky (Non-burnable)
		Ski boards including bindings	Bulky			Vegetable oil Recycle as much as possible (see P. 10 – 11).	Burnable
		Ski poles “Bulky waste” if you dispose of them with ski boards.	Non burnable			Video tapes including cases	Burnable
		Ski shoes/Snowboarding shoes	Non burnable			Washing machines Recycling is mandatory by law. See P. 9 for more detail.	
		Small dead animals (died on the road, unknown owner) Ask Waste Collection Division (TEL: 027-253-1009) to collect.				Washlet (seat only, small home appliances) Taking water from the washlet. Recycle as much as possible (see P.10 – 11).	Non burnable
		Small dead animals (pets) See P. 8				Water bottles “Burnable waste” if they are made of plastic.	Non burnable
		Smartphones (small home appliances) Bring them in your distributors or recycle as much as possible (see P. 10 – 11).	Non burnable			Wheelchairs (including electric-powered)	Bulky
		Snow chains	Bring-in			Wood chips Within 50cm length x 4cm thickness x 30cm diameter per 1 bundle, up to 2 bundles.	Burnable
		Snowboards	Bulky			Wood decking Only for self-repair: bring to Fujimi Clean Station (There is an acceptable limitation).	Bring-in
		Sofas/Couches	Bulky			Word processors (small home appliances) Recycle as much as possible (see P. 10 – 11).	Non burnable
		Soft toys	Used papers/ clothes				

※Even though the waste is categorized as “Bulky waste”, dispose of them at the designated collection sites if you can put them into the designated collection bags (up to 45 liters).

不要品処理 承ります！まずは ご相談下さい
廃棄物処理施設

☎ 027 - 288 - 7307



【住所】〒371-0101

前橋市富士見町赤城山97

有限
会社

須田工業

包装資材・農園芸資材のことなら、

井上ビニール ☎ 027-231-6999

- ・農園芸ハウス事業・リサイクル事業
- ・間仕切り工事事業・ゴミ減量推進事業
- ・包装資材事業・製造・加工事業
- ・システム開発事業



本店 前橋市三河町1-1-108 (前橋ホテル様 坂下)

三俣店 前橋市三俣町3-11-9 (ウエルシア前橋三俣店様となり)



紙や鉄くずなど「資源ごみのリサイクル」

信頼 と 実績 の当組合にお任せ下さい！

前橋市再生資源事業協同組合

前橋市高井町1-26-3 TEL:253-7276 FAX:254-0148

組合員名簿 (50 音順)

No.	会社名	住所	TEL FAX
1	(有)葵企画	前橋市三俣町 3-9-15	234-9015 233-8155
2	(株)赤城資源	前橋市荻窪町 246-3	269-1678 269-5665
3	(株)荒牧	前橋市国領町 2-2-19	234-1825 234-2725
4	今井前橋資源(有)	前橋市上小出町 2-39-10	233-2154 233-2186
5	岡田鋼商(株)	前橋市日吉町 4-32-3	231-7834 233-5694
6	(有)岡村商店	前橋市天川大島町 2-31-9	243-5668 243-5668
7	(有)大胡清掃社	前橋市樋越町 253-1	283-3040 283-6008
8	(株)オダワラ	前橋市泉沢町 1250-6	268-3272 268-3273
9	(株)片桐商店	前橋市大渡町 1-18-1	251-5719 251-5794
10	金井(孝)商店	前橋市上新田町 1256	251-3139 251-3139
11	(有)環境サポート	前橋市五代町 396	264-3527 264-3528
12	(株)群馬総合資源	前橋市文京町 1-34-13	221-6965 224-8002
13	(株)群馬総合紙業	前橋市西善町 847-4	266-6961 212-8003
14	(有)斉田商事	前橋市勝沢町 382	264-1931 264-1932
15	(株)佐藤商店	前橋市二之宮町 257-4	268-2780 268-1427
16	(有)下妻商店	前橋市南町 2-42-9	221-6090 223-2322
17	上毛資源(株)	前橋市高井町 1-13-4	251-7395 251-7337

No.	会社名	住所	TEL FAX
18	鈴木商会	前橋市鳥羽町 541-5	289-9597 289-9597
19	(有)関根商事	前橋市粕川町稲里 192	212-5225 212-5226
20	田中商会	前橋市広瀬町 1-9-2	261-2638 263-3710
21	(有)種田仕切店	前橋市上大島町 991-1	261-0306 261-5133
22	(合名)塚田商店	前橋市本町 1-16-15	221-2910 221-7913
23	(株)ナカダイ	前橋市駒形町 1326	266-5103 266-5044
24	永田紙業(株)	前橋市上大島町 111	287-2141 263-2142
25	(有)中村資源	前橋市上佐鳥町 204	265-5010 265-5014
26	庭前紙業(株)	前橋市堀越町 588-1	283-7197 283-3786
27	(有)早瀬商事	前橋市上佐鳥町 350-7	265-2646 265-4898
28	久松商事(株)	前橋市北代田町 691	231-8225 232-2788
29	(株)丸越	前橋市若宮町 3-10-13	231-0709 234-2066
30	(有)マルヒロ商事	前橋市下小出町 3-25-2	235-2854 896-0814
31	武藤商店	前橋市駒形町 1205-2	266-7642 266-7642
32	(有)宗長商会	前橋市下大島町 547	266-1465 266-1499
33	(株)モギメタル	前橋市荒口町 561	268-3311 268-3377

※市外局番は 027 です。

店舗・施設の経営者様へ 新型コロナウイルス対策支援

ぐんラボ! は群馬のお店を
応援します!

テイクアウト デリバリー 生活必需品など のお店を紹介中

<https://www.gunlabo.net/>

ぐんラボ! 制作室 前橋市元総社町67
TEL.027-280-5722 FAX.027-280-5744



買取・格安販売!

当店に是非お売りください
店頭買取・出張買取いたします



エコモンスター ☎ 027-288-0369

前橋市三俣町3-12-19 <http://eco-mon.jp>

営業時間/10:00~19:00 定休日/毎週水曜日

古物商許可:群馬県公安委員会 (第421010502500号)



Hello Collection Service

This service is available for elderly people receiving nursing care and people with certain disabilities living alone, who need help with taking out and disposing of their garbage. For inquiries, please contact the Waste Collection Division (027-253-1009).

Garbage Distribution App

This convenient app is a guide for how to separate and distribute wastes as well as contact information for waste and incineration services.

● Installation Method

Search “さんあーる” (san'a-ru) in your device's app store, or install using the QR code on the right.


Select: Gunma → Maebashi → YOUR TOWN

For more information check the Maebashi City Homepage.



About the City waste incineration plants

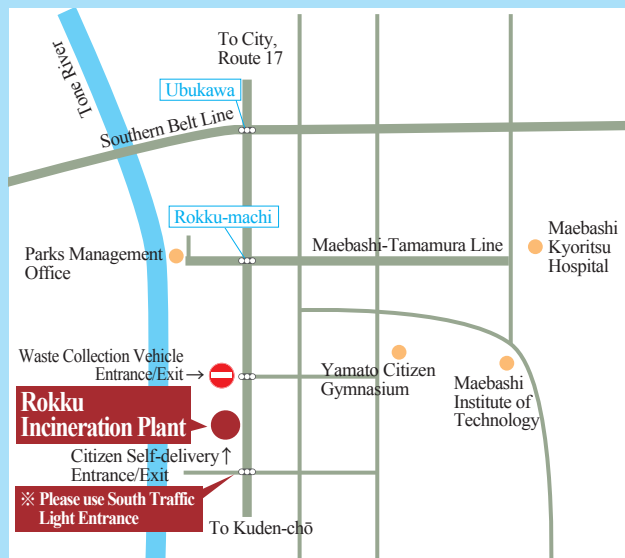
- Please contact the following plants before bringing your waste in
(See P. 8 for more details.)
- Business hours: 8:30 to 11:45, 13:00 to 16:30
- Closed: Saturdays, Sundays, National holidays
(except Mondays and Tuesdays), New Year holidays
- Free for 200kg and under/day; ¥180/10kg for over 200kg.



[Burnables]

Rokku Incineration Plant

Rokku-machi 3-1-14 TEL: 0270-224-0130

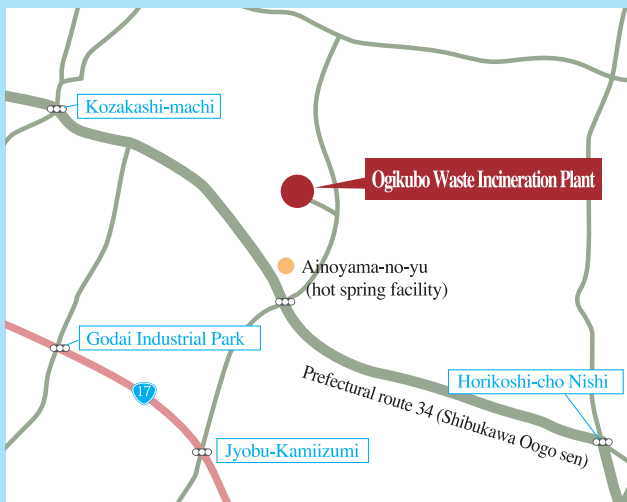


[Non-burnables, bulky garbage, empty cans, hazardous materials, *plastics, *glass bottles, *PET bottles]

* ONLY ACCEPTED AT OGIKUBO INCINERATION PLANT

Ogikubo Waste Incineration Plant

677 Ogikubo-machi TEL: 027-269-0621



Fujimi Clean Station

Fujimicho Ishii 1873-2, SĐT027-230-5300

